



Year One Phonics Screening Check (PSC) Parent Meeting.

Wednesday, 7th February 2024

Comber Grove Primary School


























Miss Naomi Chevannes

What is Phonics?















- Children are taught to read by breaking down words into separate sounds or 'phonemes'. They are then taught how to blend these sounds together to read the whole word.
- Children have a 30mins phonics lesson each day and they are encouraged to use these strategies to read and write in other lessons.
- There are around 40 different sounds.

Grapheme mat































Phases 2 and 3

 s ss	 t tt	 p pp	 n nn	 m mm	 d dd	 g gg	 c k ck cc	 r rr
 h	 b bb	 f ff	 l ll	 j j	 v vv	 w	 x	 y
 z zz s	 qu	 ch	 sh	 th	 ng	 nk		


 a	 e	 i	 o	 u
--	--	---	--	--

 ai	 ee	 igh	 oa	 oo	 oo	 ar
 or	 ur	 er	 ow	 oi	 ear	 air

Grow the code grapheme mat Phase 2, 3 and 5

 s ss c se ce st sc	 t tt	 p pp	 n nn kn gn	 m mm mb	 d dd	 g gg	 c k ck cc ch	 r rr wr	 h
 b bb	 f ff ph	 l ll le al	 j g dge ge	 v vv ve	 w wh	 x	 y	 z zz s se ze	 qu
 ch tch ture	 sh ch ti ssi si ci	 th	 ng	 nk	 a	 e ea	 i y	 o a	 u o-e ou

Grow the code grapheme mat Phase 2, 3 and 5

 ai ay a a-e eigh aigh ey ea	 ee ea e e-e ie y ey	 igh ie i i-e y	 oa o o-e ou oe ow	 oo ue u-e ew ou ui	yoo ue u u-e ew	 oo u* oul	 ar a* al*
 or aw au aur oor al a oar ore	 ur er ir or	 ow ou	 oi oy	 ear ere eer	 air are ere ear	zh su si	

*depending on regional accent



Why are the children being screened?

- Every Year 1 child in the country will be taking the phonics screening check in the same week in June.
- The aim of the check is to ensure that all children are able to read by the end of year two.
- This 'midpoint check' will ensure that we have a clear understanding of what the children need to learn in year 2



What is the Phonics Screening Check (PSC)?

Every year, children in Year One participate in the Phonics Screening Check, which is a statutory assessment. This will take place from **Monday, 10th June 2024**.

The purpose of the assessment is to check your child's phonetic knowledge/learning, against the national curriculum.

It is also designed to provide teachers with information on how your child is progressing in phonics. It is a good indication to identify whether your child requires additional support with regards to their Phonics learning, to ensure that they can maintain a good level of skill.

What does the PSC contain?


The Phonics Screening Check contains a total of 40 words, that are divided into two sections of 20 words. Therefore, the maximum score that can be achieved is 40 marks. The current pass rate of the screening check is 32 out of 40. Both sections of the check contain a mixture of real words and words that we refer to as 'pseudo-words'.

'Pseudo-words' are words that we are able to phonetically decode (so sound out and blend), but are not actual words with an associated meaning.


There is a question as to why 'pseudo-words' are included within the check, when they are not real words. They are included, specifically to assess whether your child is able to successfully decode a word, demonstrating their phonics skills and knowledge.

As practitioners, we do prepare the children for the appearance of 'pseudo-words'. We teach the children that 'pseudo-words' will have an image of an 'alien' or 'creature' next to it so that they understand that it is not a real word.


fod



bep



zat



chip

hill

jars

How will the check be carried out?

The Phonics Screening Check will be administered by your child's teacher, on a one-to-one basis.

It will take place in a quiet environment and away from distractions.

Before the start of the test, there will be some practice words for the children to have a go at, to help familiarise them with the activity. It should also provide the children with some less difficult words to help ease the children into the screening check.

Results

As a school, we will have access to the children's results and this will allow us to identify if there are any pupils who may need further support with their phonics learning.

If your child does not pass the Phonics Screening Check, please do not worry! There will be another opportunity for them to re-take the Phonics Screening Check when they are in Year Two. In preparation for this, support will be put into place to ensure that your child will receive the assistance that they need to help them further.

How to prepare for the PSC

Within school and daily phonics lessons, children will be taught the phonetic skills that they will require to help them access the screening check.

To assist further, it would be beneficial to encourage your child to read as much as possible when they are at home. During the check, they are allowed to sound out to then blend the words, therefore letting the children know that they can do so when they are finding it tricky to read a particular word is also helpful, when they are reading with you at home.

Who will complete the check?

- The children will complete the check one at a time in a quiet area of the school.
- I will conduct all of the screening checks with the children.

**The screening will only take
5-10mins with each child.**



Shhhhh!

How can you help?

Encourage your child to 'sound out' when reading or writing. Focusing particularly on spotting more unusual sound patterns.

E.g.

Digraph- 2 letters making one sound **cow**

Trigraphs- 3 letters making one sound **night**

Split digraphs- 2 vowels with a consonant inbetween. Use to be known as the magic e! **spine** - **i_e**

How can you help?

- Encourage your child to use their sound mat when writing.
- Children can practise their phonics by playing games online.

How can you help?

REMEMBER: Phonics is not the only thing needed to become a fluent reader.

Please continue to read with your child each night and encourage them to:

- Sound out
- Re-read to check it makes sense.
- Use pictures for clues.
- Ask questions about the book.
- **And most importantly ENJOY READING!**

Any Questions?

Please feel free to ask us any questions that you may have.

You are also welcome to have a think and contact Miss Naomi Chevannes, Miss Zwan or Miss Fielding if you have any further questions regarding the Phonics Screening Check.

Thank you for your time and continued support.